

TEL. 9554725, 55110031

PABX-575,

Mail: fxdeal@janatabank-bd.com

Exchange Rate Circular - 079



JANATA BANK LIMITED

TREASURY DEPT.(FRONT OFFICE)

HEAD OFFICE, DHAKA

INDICATIVE ONLY: Rates may vary in the

For Previous Rate Sheet Click

<https://goo.gl/URA0t4>

DATE : 28 Apr 2021

Wednesday

EFFECTIVE DATE: 28 Apr 2021

same day

A) CROSS RATE OF SYD, TOK, HKG &amp; S.E. ASIAN MARKETS AS ON 28/04/2021

	GBP/USD	EUR/USD	USD/JPY	USD/C.DLR	USD/S.FRA	AUD/USD
SELLING	1.3876	1.2079	108.8400	1.2310	0.9150	0.7801
BUYING	1.3874	1.2075	108.8700	1.2310	0.9151	0.7801

B) JANATA BANK LTD'S CASH

CURRENCY &amp; T.C TO PUBLIC TK PER UNIT OF FOREIGN CURRENCY

SELLING	CURRENCY	BUYING	SELLING	CURRENCY	BUYING
86.8000	US Dollar	84.1000	23.6000	Saudi Riyal	22.1000
117.2000	G. B. Pound	112.2000	24.0000	UAE. Dirham	23.0000
104.0000	Euro	100.0000	20.8000	MAL.Ringit	18.0000
66.7695	Aus. Dollar	57.3195	1.2400	Indian Rupee	1.1500

BE SAME AS SELLING T.T.&amp; O.D AND BUYING O.D. TRANSFER

C) SELLING		NAME OF CURRENCY	BUYING			
T.T.& O.D.	B.C.		T.T.CLEAN	T.T.DOC	O.D.SIGHT EXP.BILLS	O.D. TRANSFER
84.9500	84.9500	US Dollar	84.2000	84.1500	84.1000	83.9000
119.9565	120.0982	G. B. POUND	116.3460	116.1712	115.9282	115.4652
104.6721	104.9083	EURO	100.7477	100.0890	99.9405	99.7420
0.8038	0.8101	JP.YEN	0.7765	0.7697	0.7684	0.7181
71.0169	71.1953	CAN.DLR	69.5901	69.5115	69.3007	68.6443
94.2806	94.4428	SWISS.FRANC	92.8238	92.6254	92.5253	91.9873
223.0000	222.7810	OMANIAN RIYAL	219.1501	211.9164	211.2743	207.0000
11.2500	11.4297	H.K.DLR	10.9199	10.9083	10.8764	10.8446
65.2423	67.6334	SING.DLR	63.8686		62.6145	59.0000
2.7337	2.7382	THI.BAHT	2.6994		2.6886	2.6808
20.9058	20.9254	MAL.RINGIT	20.6530		20.5709	20.5106
23.3010	23.3092	UAE.DIRHAM			22.9816	22.9975
22.8152	22.8732	SAUDI RIYAL			22.5055	22.4400
20.5000	21.8563	QATAR RIYAL				19.0000
284.1320	287.3740	KUWAIT DINAR				256.0000
224.7528	224.0943	BAHRAIN DINAR				216.0355
13.5483	14.1486	CHINESE YUAN				12.5000

D) USANCE RATE:	30 DAYS	60 DAYS	90 DAYS	120 DAYS	150 DAYS	180 DAYS
US Dollar	83.5988	83.1077	82.6165	82.1253	81.6342	81.1430
G. B. POUND	115.2495	114.5708	113.6013	113.2135	112.5348	111.8561
EURO	99.3528	98.7651	97.9255	97.5897	97.0020	96.4143

E) FORWARD RATE:		1 MONTH	2 MONTHS	3 MONTHS	6 MONTHS	1 YEAR
SELLING	US Dollar	85.5270	85.8040	86.1309	87.3119	0.0000
BUYING	US Dollar	84.6053	85.0604	85.3158	86.5315	0.0000


F) NFCD INTT RATE, EFFECT ON: 18.04.2021 To 30.04.2021	1 MONTH	3 MONTHS	6 MONTHS	12 MONTHS
US Dollar	0.11559	0.18778	0.22307	0.29165
G. B. POUND	0.04813	0.08217	0.10948	0.15711
EURO	0.00000	0.00000	0.00000	0.00000


G) LIBOR AS ON 27/04/2021, 60 DAYS 0.14550 90 DAYS 0.17713 180 DAYS 0.21425


H) INDICATIVE RATE OF 01 SDR, USD WITH NTL, CUR OF ACU MEMBERS AS IMF RATE 23/04/2021	IN.RS	N.RS	SL.RS	PK.RS	BD TK	USD
USD 1	74.9144	110.3469	175.5478	134.9241	84.5800	
SDR 1	107.5232	158.3787	251.9603	193.6540	121.3960	1.4353


IN CASE OF AUS. DOLLAR CASH RATE WILL BE USED FOR T.T ALSO

Rates mentioned in row C, D, E and F are applicable only for bank's own customers.

  
Md. Nur Islam  
PO  
Prepared By

  
Syeda Hasinatul Jannat  
SPO  
Checked By

  
Md. Abubakar Siddique  
AGM  
Authorized Signature

  
Shipra Biswas  
AGM  
Authorized Signature